

PLAY • LIKE → SHARE



Workbook Level 2

Name _____

Class _____

1 *Block him right good, Alfie!*

Making and sharing videos

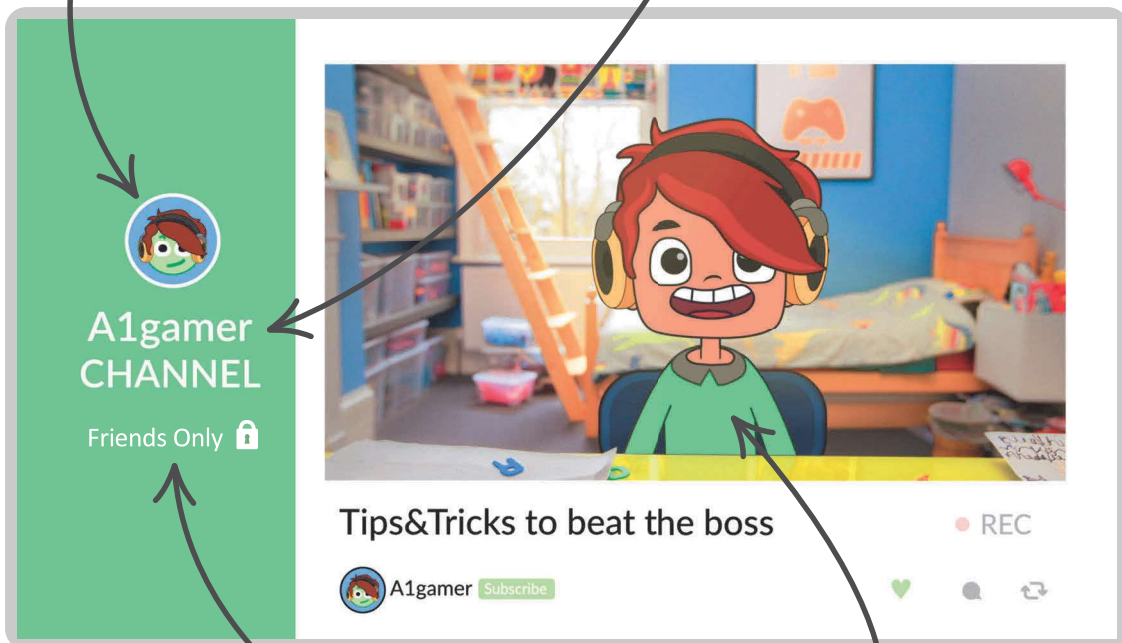
Look at Alfie's profile.

What steps has he taken to stay safe when he posts videos online?

Write your answers in each box.

Alfies profile picture:

Alfies username:



Privacy settings:

Clothes Alfie wears:

Privacy settings

Privacy settings help you stay in control of who you share things with online.

Here are three steps you can take to change your privacy settings so that you only share things with people you know and trust.

1 Find 'settings'



2 Find 'privacy'



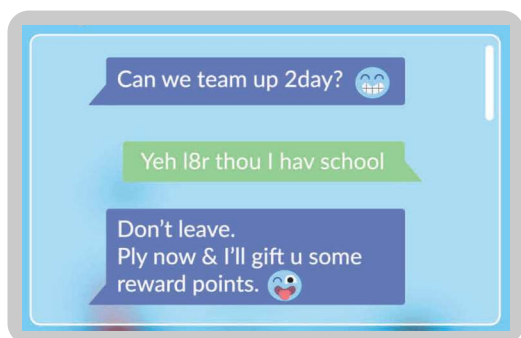
3 Click on who you want to share with



Alfie and the Gamer

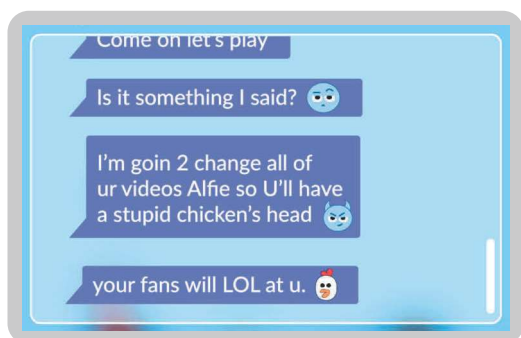
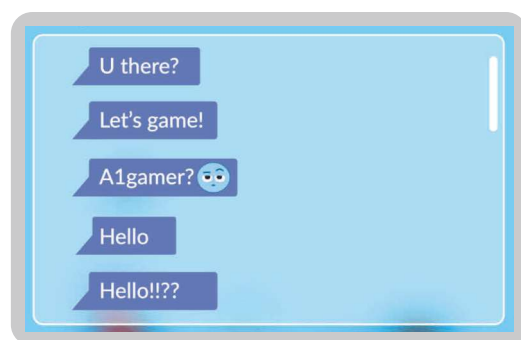
Look at the messages the Gamer sent to Alfie.

In the box next to each message, write **how** the gamer tries to get Alfie to play with him.



Four horizontal dashed lines for writing a response.

Four horizontal dashed lines for writing a response.



Four horizontal dashed lines for writing a response.