

Paper Plate Crab

You will need:


- Red or orange card
- Paper plate
- Orange, red or brown paint
- Googly eyes
- Glue stick
- Scissors
- Pencil
- Ruler



1 Using the pencil and ruler, draw a line across the middle of the paper plate. Then fold the plate inwards, across the line.




2 Paint the paper plate, then leave to dry.



3 Cut 2 long strips of orange or red card, around 3cm wide.



4 Fold each of the card strips into a concertina.



5 Using a pencil, draw two claw shapes onto the card. Then carefully cut them out using scissors.


Paper Plate Crab

You will need:

- Red or orange card
- Paper plate
- Orange, red or brown paint
- Googly eyes
- Glue stick
- Scissors
- Pencil
- Ruler



Glue each of the claws onto the end of the concertinaed strips of card.



Next, glue the other end of the concertinaed strips of card to the main body of the crab.



Now make the crab's eyes. To do this, cut two small strips of card. Then stick a googly eye to the end of each strip.




Finally, glue the eyes onto the top of the crab's body.

Paper Plate Crab

You will need:

- Red or orange card
- Paper plate
- Orange, red or brown paint
- Googly eyes
- Glue stick
- Scissors
- Pencil
- Ruler





Step 1

Using the pencil and ruler, draw a line across the middle of the paper plate. Then fold the plate inwards, across the line.




Step 2

Paint the paper plate, then leave to dry.



Step 3

Cut 2 long strips of orange or red card, around 3cm wide.




Step 4

Fold each of the card strips into a concertina.



Step 5

Using a pencil, draw two claw shapes onto the card. Then carefully cut them out using scissors.



Step 6

Glue each of the claws onto the end of the concertinaed strips of card.



Step 7

Next, glue the other end of the concertinaed strips of card to the main body of the crab.



Step 8

Now make the crab's eyes. To do this, cut two small strips of card. Then stick a googly eye to the end of each strip.



Step 9

Finally, glue the eyes onto the top of the crab's body.

Paper Plate Crab

You will need:

- Red or orange card
- Paper plate
- Orange, red or brown paint
- Googly eyes
- Glue stick
- Scissors
- Pencil
- Ruler

